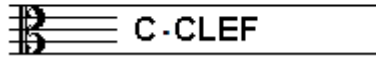


EXAMINATION MUSIC THEORY



A 2016 - 2017

NAME: INSTRUMENT:



TOTAL POINTS: FINAL MARK:

question

1

points
(max 10):

SOLFEGGIO - INTERVALS

Listen to the intervals. Which interval do you hear?
Tick the box with the right answer, like this:

- a
- b
- c
- d
- e

- | | | | | |
|--------------------------------|---------------------------------|--------------------------------|---------------------------------|--------------------------------|
| prime <input type="checkbox"/> | second <input type="checkbox"/> | third <input type="checkbox"/> | fourth <input type="checkbox"/> | fifth <input type="checkbox"/> |
| prime <input type="checkbox"/> | second <input type="checkbox"/> | third <input type="checkbox"/> | fourth <input type="checkbox"/> | fifth <input type="checkbox"/> |
| prime <input type="checkbox"/> | second <input type="checkbox"/> | third <input type="checkbox"/> | fourth <input type="checkbox"/> | fifth <input type="checkbox"/> |
| prime <input type="checkbox"/> | second <input type="checkbox"/> | third <input type="checkbox"/> | fourth <input type="checkbox"/> | fifth <input type="checkbox"/> |
| prime <input type="checkbox"/> | second <input type="checkbox"/> | third <input type="checkbox"/> | fourth <input type="checkbox"/> | fifth <input type="checkbox"/> |

question


2

points
(max 10):

SOLFEGGIO - RHYTHMIC AND MELODIC DICTATION


a

RHYTHMIC DICTATION: A rhythm is played in parts.
Write down the rhythm with notes on the staff below.



b

MELODIC DICTATION: A melody is played in parts.
Write down the melody with notes on the staff below.



Vraag

3

behaald aantal
punten (max 10):

NOTES AND ACCIDENTALS

Write below the notes in the circle the names of the notes.
Study the example
and write the names correct readable.



question

4

points
(max 10):

NOTE DURATION

Write below the notes in the example the duration of the notes
Look at the meter and write down the number of beats
(only for the 5 notes with the lines below)





question

5

points
(max 10):

MUSICAL MARKS

In the example you see different marks.
In every bar you see an other mark.
Study the example and answer the questions.



- a Wat is the meaning of the > sign in bar 3 and 4? _____
- b And of the < sign in bar 5 and 6? _____
- c Wich bars do you have to play twice? _____
- d What is the meaning of the 8va - sign in bar 8? _____
- e And the little slur with the dot in bar 8? _____



question

6

points
(max 10):

ITALIAN WORDS AND TEMPO MARKS

In the example below you see different words and marks concerning the speed of the music piece. Study the example and answer the questions.

Adagio ♩ = 40



a tempo



- a What is the meaning of the word Adagio?
- b And what is the note with "= 40"?
- c What is the meaning of "riten"?
- d And what is "a tempo"?
- e What has "3/4" to do with the tempo?



question

7

points
(max 10):

SLURS AND DOTS

Study the example below and carry out the instructions. You are only allowed to use a slur or a dot to write in the example..



- a Show that bar nr. 1 and 2 is to be played legato.
- b Show that bar nr. 3 is to be played staccato.
- c Make one note of the last note in bar nr. 1 and the first note in bar nr. 2.
- d The number of counts in bar nr. 4 is not correct. How can you make this right?
- e Show that you have to play legato again in bar nr. 4.




question

8

points
(max 10):

INTERVALS

Write down the requested intervals on the staff.
Take the note "c" as the bottom note.



secund

seventh

sixth

fourth

third



question

9

points
(max 10):

TIME SIGNATURE/METER

Study the duration of the notes in the example below.
Write down on the lines, under the 5 notes,
the number of counts.



— — — — —



question

10

points
(max 10):

THE NATURAL SCALE

Carry out the instructions of this question and mind:
WRITE CLEARLY AND SPACIOUSLY. Take care you can read
all the notes! Therefore use the whole staff!!

- a
- b
- c
- d
- e

- First write down the clef you use to read, at the beginning of the empty staff.
- Then write down all the notes of the natural scale.
- Write down all the names of the notes below.
- Mark the distances between the notes with little slurs.
- Mark the note we call the third, with an arrow.

