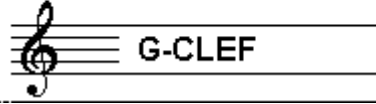


EXAMINATION MUSIC THEORY



A 2016 - 2017

NAME: INSTRUMENT:



TOTAL POINTS: FINAL MARK:

question

1

points
(max 10):

SOLFEGGIO - INTERVALS

Listen to the intervals. Which interval do you hear?
Tick the box with the right answer, like this:

- a
- b
- c
- d
- e

- | | | | | |
|--------------------------------|---------------------------------|--------------------------------|---------------------------------|--------------------------------|
| prime <input type="checkbox"/> | second <input type="checkbox"/> | third <input type="checkbox"/> | fourth <input type="checkbox"/> | fifth <input type="checkbox"/> |
| prime <input type="checkbox"/> | second <input type="checkbox"/> | third <input type="checkbox"/> | fourth <input type="checkbox"/> | fifth <input type="checkbox"/> |
| prime <input type="checkbox"/> | second <input type="checkbox"/> | third <input type="checkbox"/> | fourth <input type="checkbox"/> | fifth <input type="checkbox"/> |
| prime <input type="checkbox"/> | second <input type="checkbox"/> | third <input type="checkbox"/> | fourth <input type="checkbox"/> | fifth <input type="checkbox"/> |
| prime <input type="checkbox"/> | second <input type="checkbox"/> | third <input type="checkbox"/> | fourth <input type="checkbox"/> | fifth <input type="checkbox"/> |


question

2

points
(max 10):

SOLFEGGIO - RHYTHMIC AND MELODIC DICTATION

- a **RHYTHMIC DICTATION:** A rhythm is played in parts.
Write down the rhythm with notes on the staff below.



- b **MELODIC DICTATION:** A melody is played in parts.
Write down the melody with notes on the staff below.



vraag

3

behaald aantal
punten (max 10):

NOTES AND ACCIDENTALS

Write below the notes in the circle the names of the notes.
Study the example
and write the names correct readable.



question

4

points
(max 10):

NOTE DURATION

Write below the notes in the example the duration of the notes
Look at the meter and write down the number of beats
(only for the 5 notes with the lines below)





question

5

points
(max 10):

MUSICAL MARKS

In the example you see different marks.
In every bar you see an other mark.
Study the example and answer the questions.



- a Wat is the meaning of the > sign in bar 3 and 4? _____
- b And of the < sign in bar 5 and 6? _____
- c Wich bars do you have to play twice? _____
- d What is the meaning of the 8va - sign in bar 8? _____
- e And the little slur with the dot in bar 8? _____



question

6

points
(max 10):

ITALIAN WORDS AND TEMPO MARKS

In the example below you see different words and marks concerning the speed of the music piece. Study the example and answer the questions.

Adagio ♩ = 40



a tempo



- a What is the meaning of the word Adagio?
- b And what is the note with "= 40"?
- c What is the meaning of "riten"?
- d And what is "a tempo"?
- e What has "3/4" to do with the tempo?



question

7

points
(max 10):

SLURS AND DOTS

Study the example below and carry out the instructions. You are only allowed to use a slur or a dot to write in the example..



- a Show that bar nr. 1 and 2 is to be played legato.
- b Show that bar nr. 3 is to be played staccato.
- c Make one note of the last note in bar nr. 1 and the first note in bar nr. 2.
- d The number of counts in bar nr. 4 is not correct. How can you make this right?
- e Show that you have to play legato again in bar nr. 4.




question

8

points
(max 10):

INTERVALS

Write down the requested intervals on the staff.
Take the note "c" as the bottom note.



second

seventh

sixth

fourth

third

question

9

points
(max 10):

TIME SIGNATURE/METER

Study the duration of the notes in the example below.
Write down on the lines, under the 5 notes,
the number of counts.



question

10

points
(max 10):

THE NATURAL SCALE

Carry out the instructions of this question and mind:
WRITE CLEARLY AND SPACIOUSLY. Take care you can read
all the notes! Therefore use the whole staff!!

- a
- b
- c
- d
- e

First write down the clef you use to read, at the beginning of the empty staff.

Then write down all the notes of the natural scale.

Write down all the names of the notes below.

Mark the distances between the notes with little slurs.

Mark the note we call the third, with an arrow.

