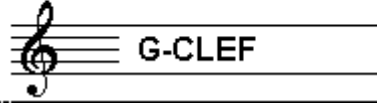


# EXAMINATION MUSIC THEORY



## B 2016 - 2017

NAME: ..... INSTRUMENT: .....



TOTAL POINTS: ..... FINAL MARK: .....

question

1

points  
(max 10): .....

### SOLFEGGIO - HEARING INTERVALS

Listen to the intervals. Which do you hear?

Tick the box with the right answer, like this:

- a
- b
- c
- d
- e

- prime  second  third  fourth  fifth  sixth  seventh  octave
- prime  second  third  fourth  fifth  sixth  seventh  octave
- prime  second  third  fourth  fifth  sixth  seventh  octave
- prime  second  third  fourth  fifth  sixth  seventh  octave
- prime  second  third  fourth  fifth  sixth  seventh  octave

question


2

points  
(max 10): .....

### SOLFEGGIO - RHYTHMIC AND MELODIC NOTATION


a

**RHYTHMIC DICTATION:** A rhythm is played in parts.  
Write down the rhythm with notes on the staff below.



b

**MELODIC DICTATION:** A melody is played in parts.  
Write down the melody with notes on the staff below.




question

3

points  
(max 10): .....

### NOTE DURATION

Look at the exemple and  
write down the number of beats  
under every note.



.....

question

4

points  
(max 10):

### NOTES, ACCIDENTALS AND KEY SIGNATURE

Write down the requested notes on the line below.  
You only need to mention the notes in the circle.



question

5

points  
(max 10):

### MAJOR AND MINOR

In every bar in the example below the combination of notes together make a complete chord. Write down the names of the chords on the line under the staff. (for example: C-minor, F-major...etc.)



question

6

points  
(max 10):

### ITALIAN WORDS AND SIGNS

Study the example and answer the questions.  
Mind that some questions are related!



- a In wich tempo do you have to play the piece above? .....
- b How many times do you have to play bar 12 & 13? .....
- c How many times do you have to play bar 5 and 6? .....
- d How many times do you have to play bar 1 and 2? .....
- e What is the meaning of the sign in bar nr. 7? .....

**question**

points  
(max 10):

7

**SLURS AND DOTS**

Study the example below and answer the question about the slurs and the dots.



- a What is the meaning of the slur in bar nr. 1? .....
- b And the meaning of the dots in bar nr. 2? .....
- c And the meaning of the dots in bar nr. 3? .....
- d And the meaning of the slur in bar nr. 3? .....
- e And of the slurs in bar nr. 4 and 5? .....


**question**

points  
(max 10):

8

**INTERVALS**

Write down the requested intervals on the staff.  
Take the note c as the bottom note.  
Write clearly, so that the notes are well readable.



- octave
- fifth
- minor third
- major third
- second

**question**

points  
(max 10):

9

**TIME SIGNATURE AND METER**

The melody below has to be played in a swing rhythm. Often the notation is like the example below shows. But now write down the rhythm as it should be officially.



question

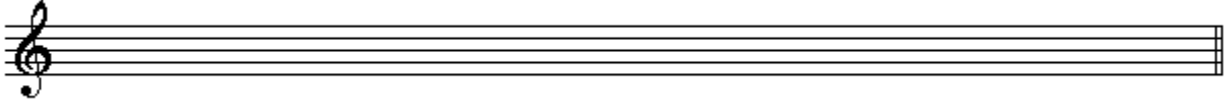
10

points  
(max: 10):

### THE NATURAL SCALE AND OTHER SCALES

Write down the requested scales on the empty staves.  
Read the instructions carefully  
and write readable.


a The natural scale with all the steps




b The d minor scale



c The F major scale



d The e minor scale



e The scale of a melodic

